


LOOKBOOK

FOGATA PULLOVER

BY SANDRA GUTIERREZ





The Fogata Pullover is what cozy dreams are made of! Inspired by the classic Nordic round-yoke pullovers, the Fogata Pullover has a relaxed fit with striking colorwork around the yoke, body and sleeves with a close-to-the neck neckline which can be turned into a turtle-neck. It is worked top-down and all colorwork is done using tapestry crochet and following a color chart. The body can be as long as desired and it sports a super flattering high-low rounded hem. Given the yarn weight used and the big stitches, it is a quick project that you won't be able to put down!

#FogataPullover



NOMAD
STITCHES




SAMPLE DETAILS

Sample is size 4.

*Model measures ~100 cm / 39.25 in at bust and
~129 cm / 50.75 in around hips.*

*Yarn used: **Knit Picks, Wonderfluff** (70% Baby
Alpaca, 7% Merino Wool, 23% Nylon; 50g / 142
yds) in colors Hare Heather (MC),
Cosmopolitan (CCA) and Turquoise Heather
(CCB).*



SIZES & MEASUREMENTS

THE FOLLOWING ARE THE FINISHED GARMENT
MEASUREMENTS PER SIZE: 1 (2, 3, 4, 5) (6, 7, 8)

Although there are only 8 sizes, they cover all 9 sizes of the
Craft Yarn Council Standards

- Bust: 87.5 (102, 116.5, 131, 145.5) (160, 174.5, 189) cm / 34½ (40, 45¾, 51½, 57¼) (63, 68¾, 74½) in
- Neck Circumference: 43 (43, 43, 46.5, 50) (54, 55.5, 57.5) cm / 17 (17, 17, 18¼, 19¾) (21¼, 22, 22¾) in
- Upper Arm Circumference: 31 (31, 32.5, 36.5, 45.5) (52.5, 52.5, 52.5) cm / 12¼ (12¼, 13, 14¼, 18) (20¾, 20¾, 20¾) in
- Cuff before ribbing: 27.5 (27.5, 29, 30, 32) (32.5, 32.5, 34.5) cm / 10¾ (10¾, 11½, 11¾, 12½) (13, 13, 13½) in
- Sleeve Length from Underarm²: 40 cm / 15¾ in
- Body Length from Underarm²: 35 - 40 cm / 13¾ - 15¾ in at front. 41 - 46 cm / 16 - 18 in at back.

to be worn with 15 - 30 cm / 6 - 12 in of positive ease around
bust.

²Adjustable to taste.





YARDAGE REQUIREMENTS

YARN: Bulky weight yarn (size 5 according to the CYC Standards)

The following is the amount of yarn required by size for a hip-length pullover as per sample:

MC: 575(660, 765, 890, 1020) (1170, 1275, 1400) m / 630(720, 835, 970, 1115) (1275, 1395, 1540) yds

CCA: 155 (280, 205, 240, 275) (315, 340, 375) m / 170 (195, 225, 260, 300) (345, 375, 410) yds

CCB: 100 (110, 130, 150, 170) (200, 215, 235) m / 105 (120, 140, 165, 190) (215, 235, 260) yds

You will need approximately the following amount of balls of **Knit Picks, Wonderfluff** per

color: MC: 5 (6, 6, 7, 8) (9, 10, 11); CCA: 2 (2, 2, 2, 3) (3, 3, 3); CCB: 1 (1, 2, 2, 2) (2, 2, 2).

Amounts given include 5% extra for swatching and margin of error. Keep in mind that modifications such as changing length or adding hip shaping will impact the total yardage needed.



ALTERNATIVE YARNS

Any bulky or chunky weight yarn will work, but keep in mind that denser yarns will make for a heavier pullover. In order to have a light garment that is warm but not overwhelming, I recommend using airy or blown yarns like Wonderfluff.

Here are some I recommend based on their weight and fiber content:

- [Wool and the Gang, Feeling Good Yarn](#) (70% Baby Alpaca, 23% Nylon, 7% Merino Wool)
- [Lana Grossa, Alpaca Moda](#) (74% Baby Alpaca, 13% Merino Wool, 13% Polyamide)
- [Viking Of Norway, Alpaca Bris](#) (60% Baby Alpaca, 11% Merino Wool, 29% Nylon)

On the more denser side, these are some other good options:

- [Lion Brand, Hue + Me](#) (80% Acrylic, 20% Wool)
- [Knit Picks, Brava Bulky](#) (100% Premium Acrylic)
- [Valley Yarns, Berkshire Bulky](#) (85% Wool, 15% Alpaca)



NOMAD
STITCHES



CHANGES AFTER TESTING

Thanks to testers' feedback, the pattern now includes even more modification options and the yoke depth was reduced slightly from the original pattern.

PATTERN OVERVIEW

Yoke Level

Key:
Glycine is a fiber pattern.
The yoke level is a fiber pattern.
The yoke level is a fiber pattern.

Size / Measurements
The yoke level is a fiber pattern.

Materials
The yoke level is a fiber pattern.



ABOUT

The yoke level is a fiber pattern.

Yoke of Colors	Yoke of Colors
1. Yoke of Colors	2. Yoke of Colors
3. Yoke of Colors	4. Yoke of Colors
5. Yoke of Colors	6. Yoke of Colors
7. Yoke of Colors	8. Yoke of Colors
9. Yoke of Colors	10. Yoke of Colors
11. Yoke of Colors	12. Yoke of Colors
13. Yoke of Colors	14. Yoke of Colors
15. Yoke of Colors	16. Yoke of Colors
17. Yoke of Colors	18. Yoke of Colors
19. Yoke of Colors	20. Yoke of Colors
21. Yoke of Colors	22. Yoke of Colors
23. Yoke of Colors	24. Yoke of Colors
25. Yoke of Colors	26. Yoke of Colors
27. Yoke of Colors	28. Yoke of Colors
29. Yoke of Colors	30. Yoke of Colors
31. Yoke of Colors	32. Yoke of Colors
33. Yoke of Colors	34. Yoke of Colors
35. Yoke of Colors	36. Yoke of Colors
37. Yoke of Colors	38. Yoke of Colors
39. Yoke of Colors	40. Yoke of Colors
41. Yoke of Colors	42. Yoke of Colors
43. Yoke of Colors	44. Yoke of Colors
45. Yoke of Colors	46. Yoke of Colors
47. Yoke of Colors	48. Yoke of Colors
49. Yoke of Colors	50. Yoke of Colors



ABBREVIATIONS (US)

Knit:
Cable Knit
Rib Knit
Stocking Knit
Seamless Knit
Rib Knit
Stocking Knit
Seamless Knit
Rib Knit
Stocking Knit
Seamless Knit



SPECIAL TECHNIQUES

Knitting Techniques:
Casting On
Knitting
Purling
Casting Off

Yoke Techniques:
Yoke Chart
Yoke Construction



PATTERN NOTES

Read the pattern notes carefully. The yoke level is a fiber pattern.



THE PATTERN

The yoke level is a fiber pattern.



Yoke

The yoke level is a fiber pattern.



Yoke

The yoke level is a fiber pattern.



Yoke

The yoke level is a fiber pattern.




Body

The yoke level is a fiber pattern.



Sleeves

The yoke level is a fiber pattern.



Sleeves

The yoke level is a fiber pattern.



FROM THE DESIGNER

The yoke level is a fiber pattern.


YOKE CHARTS

The yoke level is a fiber pattern.



YOKE CHARTS

The yoke level is a fiber pattern.



FOGATA COLORING PAGE

The yoke level is a fiber pattern.



FOGATA COLORING PAGE

The yoke level is a fiber pattern.





TESTERS



LUCIA

INSTA: @CROCHETWITHLU
RAVELRY: CROCHETWITHLU


Size 3

*Nundle Collection Chaffey 12ply 100%
Merino Wool (70 metres / 50 grams)*

*MC: Dusky Rose CCA: Donkey CCB:
Natural*

MODS

I made no mods to the pattern. - The length of the body of my sweater is 29cm as the pattern suggests + the rounded hem + ribbing. - The length of the sleeves are 34cm as the pattern suggests + cuffs.



COMMENTS

My favourite part of this pattern is the beautiful yoke, as well as the relaxed fit. I chose to make mine with approx 38cm of positive ease and is very comfortable on my skin in 100% merino wool. The rounded hem is also a fun touch! I am looking forward to wearing this sweater when winter comes around in Sydney! I would like to add that another highlight of this sweater is that it works up incredibly quickly in bulky weight yarn - I finished my sweater within 3 days of starting it.





RESHMA SEBASTIAN


INSTA:

@NOAHSARTSBYRESHMA

RAVELRY: RESH88

Size 4

*Nako Monalisa, 100% premium acrylic,
172m/100g. MC- grey, CCA- Light pink,
CCB- dark pink.*



MODS

I did not make any modifications to the pullover. The total length of the pullover from underarm at the back was 17 inch for me. Sleeve Length from underarm- 15.5 inch. Bust- 52inch

COMMENTS

The pullover is so cozy and comfortable. The colour work yoke is the best part of the pattern and it is very addictive. Even though it is colour work, the pullover works up really fast because of the bulky weight yarn. I would definitely suggest this pattern for those who want to try their hand in doing crochet colourwork without getting overwhelmed!







ANNIE THEODOROP OULOS

INSTA: @ANNIE.THEO

RAVELRY: ANNTHEO

Size

Valley Yarns Berkshire Bulky 85% wool
15% alpaca 100g/108yd MC: Black CCA:
Silver CCB: Turquoise

MODS

I added length to the main body so the pullover reaches mid-thigh for an oversized/sweater dress look. The body length from underarm to start of ribbing was 18 inches/46cm. The rest of the garment followed the pattern as written. Sleeves measured 14 inches/36cm.

COMMENTS

This will be your favorite Winter pullover! The bulky yarn works up very quickly, giving you a lovely colorwork yoke in no time. And the warmth and coziness of this pullover done in extended single crochet really can't be beat. I also added length to the body to give it an oversized sweater dress look, which I can style up or down.





RACHEL RICHMOND

INSTA: @CATLADY_CROCHET
RAVELRY: RACHELLRICHMOND

Size 6

*Wendy Aran with Wool 20% wool/80%
acrylic 800m/400g MC: Mist CC1: Pine
CC2: Clematis*



MODS

I added 6 extra rows to the neckline to enable it to fit over my head. I made no other modifications, the body length from underarm is 40cm including ribbing at the back. My sleeve length from underarm including cuff is 42cm.

COMMENTS

I enjoyed working on this pullover, especially with the colour work yoke, when making a larger size, sweaters often can take me months to make, but this was such a speedy crochet and was completed in 5 weeks and with not having much free time per day to work on it. I made size 6 and have 15cm of positive ease. With the bulkier yarn this pullover is so warm and cosy.



LESLIE EDWORTHY

INSTA:

@CRAFTSANDCROCHET.LE

RAVELRY: LESLIEMORELLATO

Size 3

Patons Inspired 75% acrylic/ 25% wool

MC: Tan CCA: Burgundy CCB: Clay



MODS

Extra length to make it a sweater dress.

COMMENTS

This sweater works up so quickly. It's loose enough that adding the length to make it a sweater dress didn't require any extra hip shaping. It has a nice relaxed fit and is very warm. The charts for the colorwork on the yoke makes it very easy to follow along.





MAUREEN OTT

INSTA:

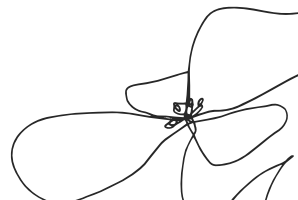
@PACIFICAFIBERARTS

RAVELRY: ANTI-M

Size 5

Knit Picks Wonderfluff MC: Bare CCA:

Black CCB: Cobblestone Heather



MODS

Modified the bottom hem by subbing horizontal I-cord vs vertical ribbing to better fit with the cocoon look that I was looking to achieve by sizing up.

COMMENTS

Sizing: I went up two sizes for an exaggerated oversized fit with a total of 17 inches of positive ease. I am super happy with the result. This is the perfect pattern for a supersized cozy jumper!





MARY


INSTA:

@CRAFTYMAZDESIGNS

RAVELRY: CRAFTYMAZDESIGNS

Size 4

*Emu classic chunky in Stone, Woody
and walnut*



MODS

No modifications

COMMENTS

This was a lovely jumper to make. Once I understood the chart it was a breeze.






IRATXE

INSTA:

@LADY_WANDERLUST_
RAVELRY: LADYWANDERLUST

Size 1

Caricia sport-Gray color 042, blue color 035 Katia Alaska- color neon orange 55, neon yellow 56, neon pink 54 and neon green 57



MODS

No mods to the pattern itself but added extra colors to the chart.

COMMENTS

It works up very quickly and it is very original. You can choose any color and it looks beautiful.





PEARL RHEA PERIS

INSTA:

@PIXIEDUST.HANDMADECREATIONS

RAVELRY: PEARL RHEA PERIS

Size 2

Heartbeats Merino Cotton 100% Natural yarn blend of Cotton Alpaca and Merino (100 metres / 50 grams) MC: Light Blue CCA: Offwhite CCB: Green



MODS

I made no modification, just added length to my sweater The Total Length of my Sweater is 27 inches / 68 cms in total including the rounded hem

COMMENTS

I absolutely adore the exquisite yoke design and the relaxed fit of this pattern. My sweater, crafted from 100% Natural Yarn, feels very comfortable & is so lightweight. The long sleeves and the pattern on the sleeve adds a delightful touch to the overall aesthetic. I'm cant show off enough of this masterpiece! I must emphasize that this sweater comes together quite quickly due to the yarn weight, but it looks extremely elegant.





ANDREA VU


INSTA:

@ANDREA_IN_WOOL_DE_L
AND

RAVELRY: NDRAINWOOLDELAND

Size 2

*Brava Bulky Yarn in Umber Heather,
Cobblestone and Dover Heather*



MODS

None.

COMMENTS

*My most favourite part is the yoke,
beautiful motifs kept me going rows by
rows. The rounded hem is something
different and fun to make, also the
relax fit is totally for winter layerings.*





SARAH GROBMAN

INSTA: @CHEFFGIRLY
RAVELRY: CHEFGIRLYSARAH

Size 6

*Drops air in ruby red (07), bluebird (36)
and pink sand (33)*



MODS

I made a longer tunic length

COMMENTS

This grows a lot with blocking, so be sure to block your swatch.



MARÍA LUISA

INSTA:

@CROCHETERBYNATURE

RAVELRY: MARILU37

Size 1

Drops Air 65%Alpaca 28%Polymide 7%

Wool (150m/50 grams) MC: Pink Sand

CCA: Blue CCB: Light Blue




MODS

None.

COMMENTS

Really love the colorwork and the yoke. The sweater is warm but at the same time light and fluffy. Because is made with bulky yarn you can crochet it very fast. I suggest to choose a yarn with a similar composition of the one mentioned in the pattern, otherwise the sweater could be not as light as expected





SUNHEE MIN

INSTA: @
MADE_BY_SUNNYSUNSHINE
SUNNYSUNSHINE83

Size 2

*Marble 8 ply MC : Gray, CCA :Purple,
CCB : Yellow*



MODS

I used double strand 8ply yarns because I couldn't find nice colours of bulky yarns that I like. Neck cuff I used MC and short length to make a crop version.

COMMENTS

Very detailed pattern. I tried colourwork for the first time and I really enjoyed it.

